

Finding Companies to Research

Yankee Model Investment Club

July 2020

Online Screener Tools

<https://research.valueline.com/secure/screener/stock> (access through library)

The screenshot shows the Value Line Stock Screener interface. At the top, there is a search bar and a 'Go' button. Below the search bar, the 'Stock Screener' title is displayed. On the left, there is a sidebar with 'Value Line Preset Screens' and 'Basic Criteria (1)'. The 'Market Cap' criterion is selected. The main area shows a 'MARKET CAP' filter with a range from 0.00 to 1,658,880 mil. A 'FILTER' button is next to the range. Below the filter, it says 'Showing 5,381 Results'. There are tabs for 'Criteria', 'Ratings & Ranks', 'Estimates & Projections', 'Profitability', 'Annual Rates', and 'Industry'. A table of results is shown with columns for 'Company Name', 'Ticker', and 'Market Cap'. The first two rows are Agilent Technologies (A) with a market cap of 27.77B and Alcoa Corp. (AA) with a market cap of 1.96B.

<https://www.finviz.com/screener.ashx> (free)

The screenshot shows the Finviz Financial Visualizations screener interface. At the top, there is a search bar and a 'Search' button. Below the search bar, there is a navigation menu with 'Home', 'News', 'Screener', 'Maps', 'Groups', 'Portfolio', 'Insider', 'Futures', 'Forex', 'Crypto', 'Backtests', and 'Elite'. The 'Screener' tab is selected. Below the navigation menu, there are filters for 'My Presets', 'Order', 'Signal', and 'Tickers'. The 'Filters' section is expanded, showing various criteria like Exchange, Market Cap, Earnings Date, Target Price, Descriptive, Fundamental, and Technical. Below the filters, there is a table of search results with columns for 'No.', 'Ticker', 'Company', 'Sector', 'Industry', 'Country', 'Market Cap', 'P/E', 'Price', 'Change', and 'Volume'. The first five rows are: 1. Agilent Technologies, Inc. (A) in Healthcare; 2. Alcoa Corporation (AA) in Basic Materials; 3. Perth Mint Physical Gold ETF (AAAU) in Financial; 4. ATA Creativity Global (AACG) in Consumer Defensive; 5. AdvisorShares Dorsey Wright ADR ETF (AADR) in Financial.

Online Screener Tools

<http://library.morningstar.com/Selectors/Stock/Selector.html> (access through library)

Morningstar Screen

Select Screen:

Terrific 10-Year Records ▾

Terrific 10-Year Records

Wealth Creators

Cash Cows

Ben Graham Stocks

Warren Buffett Stocks

Solid High-Yield Stocks

Buyback Champions

Bargain Stocks

Momentum Plays

View my screen setting
 View passed stocks (Results)

Screener

Select Data to Screen on: Our analysts have built some screens to get you started.

General

[View All Data](#) | [Search for Data Points](#)

Matches	Screen: Cash Cows	<input type="button" value="Start Over"/>
2749	(Cash / Total Assets % > 5)	Change Insert Remove
5254	and (Free Cash Flow (\$ mil) - Trailing 12 Months >= Free Cash Flow (\$ mil) - Year 1)	Change Insert Remove
3219	and (Free Cash Flow (\$ mil) - Year 1 >= Free Cash Flow (\$ mil) - Year 2)	Change Insert Remove
3138	and (Free Cash Flow (\$ mil) - Year 2 >= Free Cash Flow (\$ mil) - Year 3)	Change Insert Remove
2298	and (Free Cash Flow / Sales % - Trailing 12 Months > 5)	Change Insert Remove
2370	and (Free Cash Flow / Sales % - Year 1 > 5)	Change Insert Remove
2298	and (Free Cash Flow / Sales % - Year 2 > 5)	Change Insert Remove
2302	and (Free Cash Flow / Sales % - Year 3 > 5)	Change Insert Remove

131 stocks pass your screen.

Screener

Select Data to Screen on: Our analysts have built some screens to get you started.

General

[View All Data](#) | [Search for Data Points](#)

Matches	Screen: Bargain Stocks	<input type="button" value="Start Over"/>
3069	(Forward P/E < 15)	Change Insert Remove
2480	and (Free Cash Flow / Market Cap % > 10)	Change Insert Remove
342	and (PEG Ratio < 1.5)	Change Insert Remove
4040	and (< 1)	Change Insert Remove
8206	and (< 2)	Change Insert Remove

52 stocks pass your screen.

Investment Research Newsletters

<https://research.valueline.com/secure/dashboard> → Summary & Index (access through library)
 → Selection & Opinion



File at the front of the Ratings & Reports binder. Last week's Summary & Index should be removed.

July 17, 2020

TABLE OF SUMMARY & INDEX CONTENTS Summary & Index Page Number

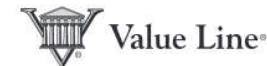
Industries, in alphabetical order	1
Stocks, in alphabetical order	2-23
Noteworthy Rank Changes	24

SCREENS

Industries, in order of Timeliness Rank	24	Stocks with Lowest P/Es	35
Timely Stocks in Timely Industries	25-26	Stocks with Highest P/Es	35
Timely Stocks (1 & 2 for Performance)	27-29	Stocks with Highest Annual Total Returns	36
Conservative Stocks (1 & 2 for Safety)	30-31	Stocks with Highest 3- to 5-year Dividend Yield	36
Highest Dividend Yielding Stocks	32	High Returns Earned on Total Capital	37
Stocks with High 3- to 5-year Price Potential	32	Bargain Basement Stocks	37
Biggest "Free Flow" Cash Generators	33	Untimely Stocks (5 for Performance)	38
Best Performing Stocks last 13 Weeks	33		
Worst Performing Stocks last 13 Weeks	33		
Widest Discounts from Book Value	34		

The Value Line Investment Survey

ISSUE 10
Pages 981-992



Part 2 File in page order in the Selection & Opinion binder.

SELECTION & OPINION

July 17, 2020

Dear Subscribers,

As part of our ongoing efforts to keep The Value Line Investment Survey the most valuable investment resource for our subscribers, all updated Ranks are now being released on the Value Line Web Site by 8:00 A.M. Eastern Time on Mondays. You can access all the Ranks each week at www.valueline.com by entering your user name and password. We look forward to continuing to provide you with accurate and timely investment research. Thank you.

ECONOMIC AND STOCK MARKET COMMENTARY

The economy was advancing as we turned the page on the first half of 2020. Leading the way forward was a stronger-than-expected employment report for June, headlined by the addition of 4.8 million new positions, a lower unemployment rate, and even a higher labor-

then perhaps only if the coronavirus curve starts to flatten through a renewed commitment to social distancing and the adoption of other preventive measures.

Up front next will be second-quarter earnings. Here, the early signals are mixed.

Investment Research Newsletters

<http://library.morningstar.com/Newsletters/Newsletters.aspx>

The screenshot displays the Morningstar Investment Research Center website. At the top left is the Morningstar logo, followed by the text "Investment Research CenterSM Provided by Fairfax County Public Library". A red "End Session" button is in the top right. Below is a navigation menu with links for Home, Companies, Funds, ETFs, Markets, Articles & Videos, Portfolio, Help & Education, and Newsletters. A search bar labeled "Enter a Ticker or Name" is also present. The main content area is titled "Newsletters" and includes the text: "Access PDFs of the most-popular newsletters from our mutual fund, stock, and ETF strategists." Below this are four thumbnail images of newsletter covers: "Morningstar DividendInvestor", "Morningstar FundInvestor", "Morningstar StockInvestor", and "Morningstar ETFInvestor".

<https://www.investoradvisoryservice.com/> (\$\$\$)













<https://www.smallcapinformer.com/> (\$\$\$)



Popular Holdings

<https://www.bivio.com/bp/StartPage> (free)

Top Club Holdings

	AAPL	57%
	AMZN	35%
	DIS	30%
	MSFT	29%
	V	28%
	FB	20%
	COST	18%
	GOOGL	18%
	GOOG	17%
	BRKB	16%

Club Index

“The Club Index is constructed from actual club holdings and represents the collective wisdom of bivio clubs”

Investment Summary for 07/10/2020



Name	Shares Held	Valuation Date	Price per Share	Market Value	Percent of Portfolio	Actions
AT&T Inc (T)	5.9474	07/10/2020	30.1300	179.20	0.7%	research, transactions
AbbVie Inc (ABBV)	2.7077	07/10/2020	96.8300	262.19	1.1%	research, transactions
Abbott Laboratories (ABT)	1.6787	07/10/2020	93.0400	156.18	0.6%	research, transactions
Air Lease Corp (AL)	4.6490	07/10/2020	27.6100	128.36	0.5%	research, transactions
Alibaba Group Holding Ltd (BABA)	0.8198	07/10/2020	261.0100	213.96	0.9%	research, transactions
Alphabet Inc (GOOG)	0.4766	07/10/2020	1,541.7400	734.78	3.0%	research, transactions

Popular Holdings

BetterInvesting Magazine

Most Active List

Here are the companies attracting the interest of the BetterInvesting community, according to about 7,700 transactions by users of myICLUB club accounting for the trailing eight weeks ended April 22.

Company (Ticker)	Buys-Sells
1. Disney (DIS)	207-57
2. Apple (AAPL)	167-85
3. Microsoft (MSFT)	189-32
4. Amazon (AMZN)	135-32
5. Visa (V)	100-38
6. Alphabet Class C (GOOG)	82-29
7. Boeing (BA)	83-27
8. Zoom Video (ZM)	73-11
9. Home Depot (HD)	54-22
10. Berkshire Hathaway (BRK.B)	60-16
11. Delta Air Lines (DAL)	62-10
12. Facebook (FB)	47-19

This list is presented as a source of stock study ideas. No investment recommendation is intended.

Our thanks to ICLUBcentral for this information.

We maintain a Most Active List at BetterInvesting website's homepage, and a monthly list is published at: www.myiclub.com

Most Active List: Bubbling Under

Nos. 13-40 With Buy-Sell Ratio Over 2:1 Transactions for trailing eight weeks ended April 22

Company	Ticker	Buys	Sells	Total
CVS	CVS	49	15	64
AT&T	T	44	18	62
Starbucks	SBUX	47	14	61
Johnson & Johnson	JNJ	45	14	59
Exxon Mobil	XOM	45	10	55
Netflix	NFLX	39	15	54
AbbVie	ABBV	44	7	51
Nvidia	NVDA	33	14	47
Gilead	GILD	41	5	46
Verizon	VZ	35	8	43
3M	MMM	37	6	43
Walmart	WMT	30	11	41
Air Lease	AL	28	13	41
Southwest Airlines	LUV	28	12	40
Tesla	TSLA	33	6	39
Procter & Gamble	PG	26	13	39

For the second straight month, The Walt Disney Co. topped the BetterInvesting community's Most Active List, with 207 buys and 57 sells. Significantly, the proportion of buys over sells among Disney investors was down from March and April, when growth prospects for the company in relation to its share price may have seemed more promising. Then came COVID-19, with closing of theme parks, fewer sporting events drawing viewers to Disney's ESPN network and the delay of much-awaited Disney films like "Mulan."

As positive Disney sentiment declined, Zoom Video rose on the list of BetterInvesting

Big Wheel Investment Club of Milwaukee

Company	Ticker	No. shares	Cost	Mar. 19, 2020 Price	Value	Gain/(loss)	%Gain/(loss)	Quality rating*	% Growth estimate**	% of portfolio	Trailing P/E	Trailing EPS
Air Lease	AL	1,073	\$36,666	\$ 14.77	\$15,843	\$(20,823)	(56.8)	3	12	2.3	3	\$ 5.09
ANSYS	ANSS	300	22,357	221.09	66,327	43,970	196.7	1	13	9.6	42	5.25
Apple	AAPL	356	33,691	244.78	87,122	53,431	158.6	1	12	12.6	19	12.66
Baidu	BIDU	200	30,653	89.62	17,924	(12,729)	(41.5)	2	10	2.6	12	7.32
Biogen	BIIB	200	55,436	288.02	57,604	2,168	3.9	1	5	8.3	9	31.42
Cigna	CI	285	40,252	146.52	41,761	1,509	3.7	1	12	6.0	11	13.44
Cognizant Tech. Solutions	CTSH	306	15,158	46.49	14,236	(922)	(6.1)	1	9	2.1	12	3.99
Exxon Mobil	XOM	409	27,047	34.43	14,085	(12,962)	(47.9)	1	4	2.0	10	3.36
Fiserv	FISV	856	25,217	84.46	72,298	47,080	186.7	2	11	10.4	22	3.81
Harley-Davidson	HOG	749	21,207	18.69	14,005	(7,202)	(34.0)	2	9	2.0	7	2.67

BetterInvesting

Featured Company | **UNDERVALUED**

Still Looking Good?

Ulta Beauty, Inc.

In common with the outcomes for many retail chains, 2020 expectations for Ulta Beauty, Inc. (ticker: ULTA) were rendered meaningless by the coronavirus outbreak. The World Health Organization reported March 11 that spread of the

Retail Makeup

Ulta is the country's largest beauty retailer, according to management. Ulta markets more than 20,000 products

Featured Company | **STOCK TO STUDY**

After Pandemic's Impact, Will Company Regain Its Agility?

Stryker Corporation

Within just a few weeks the coronavirus pandemic has caused financial turmoil in many areas of the health care sector. In light of the most pessimistic projections about

Finance reported at the end of April.

For price-earnings to projected growth, or PEG, Yahoo Finance reported a ratio of 2.5, based on an

YouTube Discussions

<https://www.youtube.com/user/manifestinvest>

STOCK DISCOVERY & ANALYSIS



Tacking Through Turbulence Investing Round Table (June 2020)

Featuring Kim Butcher, Ken Kav
Cy Lynch, Hugh McManus, Mark Ro
June 30, 2020



Bull Session



With Mark Robertson
markr@manifestinvesting.com
 @manifestinvest
July 7, 2020

 Manifest Investing

Look Around You

- Your employer
- Products you use
- Full parking lots?
- Crowded stores?
- Great customer service?
- One of kind solution?

Final Thoughts

- These ideas are just scratching the surface of what's available out there
- No endorsement of these tools
- These tools generate ideas, but further research required before investing
- Some of these are fee based, some are free. Paying for something doesn't mean it is fool proof.