




Abbvie (ABBV)

MIPAR	7.0% 
Sweet Spot	12.0% - 17.0% 

Company	Ticker	Sector Industry	Quality	PAR
Abbvie	ABBV	Healthcare <u>Drug_(Diversified)</u>	86	15.4%
Current Price (07/27)			\$90.56	
CAPS Rating (Rate this stock on CAPS)			★★★★★	
Expected Income Statement				
Current Sales			31,056.2	
Sales Growth Forecast			9.3%	
Net Profit Margin			42.7%	
Projected Shares Outstanding			1,540.91	
EPS - Five year Forecast			\$13.40	
Average P/E Ratio			12.0	
Projected Average Price			\$160.74	
Price Appreciation (Annualized)			12.2%	
Annual Dividend Yield			3.2%	
Projected Annual Return			15.4%	
Quality				
Financial Strength			97	24.3
EPS Stability			82	20.4
Industry Sales Growth Rate			7.0%	16.5
Industry Net Profit Margin			24.0%	22.2
Quality Penalty 			-15.0	
Calculated Quality Rating			68.5	
Fool CAPS				
Total Players				
462 Outperforms			12 Underperforms	
				
All-Stars (101)				
99 Outperforms (98%)			2 Underperforms	
				
Fundamental Data Updated: 07/06/2018				

Top In Drug (Diversified)		
Ticker	Quality	PAR
ABBV	86	15.4%
JNJ	92	8.2%
BMJ	70	8.0%
ABT	83	4.3%
NVS	70	5.2%

Top In Healthcare		
Ticker	Quality	PAR
CMD	94	14.5%
MCK	91	15.3%
MD	86	18.0%
ABBV	86	15.4%
JAZZ	98	12.1%

